



Sand Lake ES

Media Center Collection Development Plan
2023-24

Kathleen Phillips

Katie Phillips
Principal

Michelle Starcher

Michelle Starcher
Certified Educational Media Specialist

Table of Contents

Table of Contents	2
Executive Summary	3
District Strategic Plan 2025	3
School Collection Development Plan	3
School Assessment Analysis	4
Collection Analysis	5
Collection Analysis by Category	6
Notes	7
Representation Analysis	8
Results	8
Strategic Focus	9
Budget and Purchasing Plan	10
Annual Budget 2023-2024	10
Purchasing Plan 2023-2024	10
Year-to-Year Collection Change	12

Executive Summary

District Strategic Plan 2025

Orange County Public Schools is the eighth-largest school district in the United States and the fourth largest in Florida. The district serves more than 206,000 students at 202 schools and is one of the largest employers in Central Florida with more than 25,000 team members.

Vision: To ensure every student has a promising and successful future.

Mission: With the support of families and the community, we create enriching and diverse pathways to lead our students to success.

School Collection Development Plan

Sand Lake ES serves 685 students enrolled in grades Kindergarten through fifth. The student population's ethnicity is made up of 46% Hispanic and 54% Non-Hispanic students. Additionally, we serve a diverse population made up of 78% White, 8% Black, 0% Native, 10% Asian, 0% Pacific, and 4% Multicultural students.

The administration includes Principal Katie Phillips and Assistant Principal Katie Schwartz. Sand Lake ES is proud to offer the many special programs which provide students with opportunities. These include Chess Club, Battle of the Books, Girls on the Run, News Crew, Running Club, Safety Patrol, Sunshine State Young Readers "Sunny" Awards, Millionaires Club, ESE Units, and Chorus.

A thorough analysis of the current media center collection at Sand Lake ES indicates that the average age of the collection is 2004 and the number of books per student is 25. The [American Association for School Libraries](#) has established a criteria for highly effective media centers that includes a ratio of 15-20 books available per student in the collection.

At this time, Sand Lake ES does not meet the recommended standards for the number of books per student.

The analysis of the collection also revealed the following areas of strengths and concerns:

School Assessment Analysis

- Performance of students on assessments
 - Students at this school did not show improvement on state achievement tests in ELA.
 - Based on the reading scores, more books should be purchased on a lower reading level.

Collection Analysis & by Category

- **Age of Collection**

- The average age of the collection is 2004 and is NOT acceptable. The average age of the collection is below the district average of 2008. Outdated books need to be weeded and replaced as needed with more recently published titles.
- **Fiction vs. Nonfiction**
 - This collection contains many of the titles suggested by the DOE list and the new B.E.S.T. Standards suggested readings.
 - There are 2,000+ eBooks, audiobooks & digital magazines available in Sora and Destiny.
- **Reading Level**
 - The average reading level of our collection is a 4th grade level. We need to acquire lower level offerings to make books more accessible for the rest of our school population.
- **Categories of Concern**
 - This collection is in need of more popular graphic novels and fiction titles, Latinx/Hispanic representation, lower reading level items, and updated nonfiction titles that interest students.

Strategic Focus

- **Priority will be given to this section**
 - Purchases of new books will focus on Latinx/Hispanic, African American, and Asian representation
 - Graphic novels and popular fiction titles
 - Bilingual books and books in students' native language
 - Books that include a wider range of reading levels
- **Weeding focus**
 - Weeding will focus on the OCPS Catalog Project expectations as well as aged titles in fiction and nonfiction.
 - The average age of the collection is too old due to neglected weeding of book sets and nonfiction books with aged titles. When weeding is completed, the average age of the collection will greatly improve.

School Assessment Analysis

The school analysis provides an overview of the school's assessment data for the previous two school years.

Proficiency Data							
Assessment	2021-22	Assessment	2022-23	Assessment	2021-22	Assessment	2022-23
		Star Early Literacy Proficiency	49%				

		Star Reading Proficiency	47%			Star Math Proficiency	54%
FSA ELA Grade 3	53%	FAST ELA Proficiency Grade 3	50%	FSA Math Grade 3	54%	FAST Math Proficiency Grade 3	56%
FSA ELA Grade 4	63%	FAST ELA Proficiency Grade 4	48%	FSA Math Grade 4	66%	FAST Math Proficiency Grade 4	45%
FSA ELA Grade 5	61%	FAST ELA Proficiency Grade 5	55%	FSA Math Grade 5	54%	FAST Math Proficiency Grade 5	61%
NGSSS Sci 5 EOC	55%	NGSSS Sci 5 EOC	61%				

Comparison between 2021-22 and 2022-23 Testing Data

(adapted from <https://www.fldoe.org/accountability/assessments/k-12-student-assessment/results/2023.stml>)

In 2023, the state transitioned from Florida Standards Assessments (FSA) to Florida Assessment of Student Thinking (FAST) for English Language Arts (ELA) and Mathematics. The 2022-23 for FAST and Benchmarks for Excellent Student Thinking (B.E.S.T.) End-of-Course (EOC) assessments are based on **provisional** achievement level cuts that are linked to each assessment's respective 2021-22 reporting scale. Comparisons should not be made between the 2023 data and previous years' data. The implementation of FAST K-2 in the 2022-23 school year was the first administration of statewide assessments for students in grades K-2. These assessments include Star Early Literacy Proficiency, Star Reading Proficiency, and Star Math Proficiency.

Collection Analysis

The collection is developed for and influenced by students, their interests, academic needs and alignment to the curriculum. The data below is a snapshot of the collection based on a Titlewise Analysis from July 2023. Purchasing or weeding after that time is not reflected in this data.



17,033

Items in the Collection



25

Items per Student



63%

Fiction Titles
in the Collection



36%

Nonfiction Titles
in the Collection

Library media resources are curated to include both recently published works and classics that both rightfully impact the average age of the collection.



2004
Average Age of the Collection



61%
Aged Titles



6%
Newer than 5 Years

Library media resources should be representative of the school. A commitment to representative literature is reflective of **OCPS values such as equity, inclusion, and respect.**



5967
Representative Titles in Collection



2003
Representative Titles Average Age

Social-Emotional Learning (SEL) library media resources can contribute to the **development of character and social-emotional skills**, one of the OCPS's key performance indicators.



6628
SEL Titles in Collection



2004
SEL Titles Average Age

Library media resources are distributed across the **Lexile reading level ranges** noted below.



	92	343	131	4307	3864	1191	8
BR-199 Lexile Items	BR-199 Lexile Items	200-349 Lexile Items	350-499 Lexile Items	500-674 Lexile Items	675-909 Lexile Items	910-1299 Lexile Items	1300+ Lexile Items

Collection Analysis by Category

The information collected in this section provides a detailed look at the current library collection by classification and genre. The information was gathered from Follett Destiny, the library management system, and Titlewave, the vendor's ordering and analysis tool.

Section	# of Titles	Average Age
Computer Science, Information & General Works	50	2010
Philosophy & Psychology	30	2003
Religion	57	1999
Social Sciences	626	2001
Language	310	2006

Science	1386	2003
Technology	502	2004
Arts & Recreation	509	2008
Literature	237	2000
History & Geography	835	2004
Biography	476	2004
Easy	2459	2001
General Fiction	8218	2004
Graphic Novels	118	2015

Notes

- Digital Resources Provided by District
 - Sora 1, 329 titles (eBooks, Magazines, and Audiobooks)
 - Destiny 1,108 total items (eBooks and Audiobooks)
- Graphic novels are a very popular genre but one of the smallest in our collection.
- The average age of graphic novels, computer science, information, and general works, arts and recreation, and language are newer than the average age of the collection as a whole. The majority of the non-fiction titles are older than the recommended collection policies. General fiction and easy are both older than the recommended average age of collection.

Representation Analysis

Enrollment & Demographic Data					
685 2023-24 Student Enrollment as of September 7, 2023	Subgroups		Federal Ethnicity		
	40% ELL	14% ESE	46% Hispanic	54% Non-Hispanic	
Federal Race Category					
78% White	8% Black	0% Native	10% Asian	0% Pacific	4% Multicultural

To deepen focus on strategic collection development, specific sections of the collection were analyzed in detail to determine whether the media center collection reflects and represents various points of view and experiences. The goal is to provide a balanced collection that can be both a mirror, to reflect a reader's experience, and a window, so readers can experience different viewpoints.

Results

Based on the available school data of Sand Lake ES in comparison to Collection Analysis results, it was found that:

Student Representation	% of Students	Total # of Titles	Total % of Titles	Avg. Age of Titles
Hispanic	46%	208	1.2%	2009
Black	8%	593	3.5%	2005
Native	0%	436	2.6%	1994
Asian	10%	248	1.5%	2005
Pacific	0%			

Summary

After completing a deeper, targeted analysis of the representation section of the TitleWise report, it was determined that:

- Percentage of students in highest ethnicity vs. books with that representation

- Hispanic students are 46% of the school's population. However, we only have 208 titles written in Spanish. The media center needs more books featuring Latinx characters and/or non-fiction texts with Hispanic role models.
- Many of our students read in their native language as well as emerging second language readers. This is a need in our collection.
- Students at our school need more materials in which they see themselves. African American and Asian representation should also be a focus in selecting new materials for the library.

Strategic Focus

This page lists the priorities for selection and weeding for each school year and includes the action, updates, and outcomes. This is subject to change due to funding and time constraints.

School Year	Strategic Focus
2023-2024	<p>Selection Priorities</p> <ul style="list-style-type: none"> ● Priority 1: Graphic Novels ● Priority 2: Latinx/Hispanic Representation ● Priority 3: Updated fiction titles for all readers
	<p>Weeding Priorities</p> <ul style="list-style-type: none"> ● Priority 1: Easy Section ● Priority 2: Nonfiction Section (Religion, Social Sciences, and Literature) ● Priority 3: Multiple copies of past SSYRA books and other duplicates
2024-2025	<p>Selection Priorities</p> <ul style="list-style-type: none"> ● Priority 1: Graphic Novels ● Priority 2: Latinx/Hispanic, African American, and Asian Representation ● Priority 3: New series based on student interests

	<p>Weeding Priorities</p> <ul style="list-style-type: none"> • Priority 1: Biography Section • Priority 2: Nonfiction Section (Philosophy & Psychology, Science, Technology, and History & Geography) • Priority 3: General Fiction
--	---

Budget and Purchasing Plan

This page outlines the current budget available and specifically lists the priorities for this school year (2023-2024).

Annual Budget 2023-2024

State Funds	
Source	Amount
State (1001111000)	\$6,272.61
Internal Accounts	
Source	Amount
Book Fair Profits	\$5000.00
Library Fines	\$1000.00
TOTAL	\$12,272.61

Purchasing Plan 2023-2024

Approximate Purchasing Plan	
Purpose	Amount
Graphic Novels	\$2000.00
LatinX/Hispanic	\$1500.00
African American	\$750.00

Asian	\$750.00
Updated Fiction Titles	\$1500.00
Updated Nonfiction Titles	\$1000.00
TOTAL	\$7500.00

Year-to-Year Collection Change

The information below represents the year-to-year change within the library media center collection from the 2022-23 to 2023-24 school year. The 2022-23 data is based on a collection analysis from June 2022, while the 2023-24 is based on a collection analysis from July 2023.

Data Reflection

- There was no change in the collection age over the last two years. More weeding needs to be done to bring down the collection age.
- The number of representative titles in the collection increased by 1%; however, more representative titles need to be added to the collection.
- Although there was a drop in the average items per student, it is still well above the recommended levels.





2022-23 Purchased and Weeded Materials

Materials
Added to the
Collection

817

Materials
Weeded from
the Collection

1,050

Category	2022-23	2023-24
 Items in the Collection	18,405	17,033
 Items per Student	26	25
 Average Age of Collection	2004	2004
 Representative Titles in the Collection	34%	35%







OCPS Sand Lake ES Collection Development Plan 2023-2024

Final Audit Report

2023-10-12

Created:	2023-10-11
By:	Michelle Starcher (Michelle.Starcher@ocps.net)
Status:	Signed
Transaction ID:	CBJCHBCAABAA2nykcv-pFx-bGnQXIN0t21GcGkptRHGO

"OCPS Sand Lake ES Collection Development Plan 2023-2024" History

-  Document created by Michelle Starcher (Michelle.Starcher@ocps.net)
2023-10-11 - 4:10:09 PM GMT
-  Document e-signed by Michelle Starcher (Michelle.Starcher@ocps.net)
Signature Date: 2023-10-11 - 4:11:05 PM GMT - Time Source: server
-  Document emailed to Kathleen Phillips (kathleen.phillips@ocps.net) for signature
2023-10-11 - 4:11:06 PM GMT
-  Email viewed by Kathleen Phillips (kathleen.phillips@ocps.net)
2023-10-12 - 1:10:41 PM GMT
-  Document e-signed by Kathleen Phillips (kathleen.phillips@ocps.net)
Signature Date: 2023-10-12 - 1:14:01 PM GMT - Time Source: server
-  Agreement completed.
2023-10-12 - 1:14:01 PM GMT